




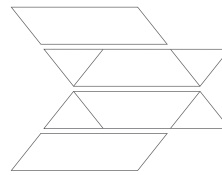
METROLL STANDING SEAM ROOFING & CLADDING



Standing Seam cladding systems have been around for many years. Metroll offer a system with a traditional aesthetic to avoid the industrial look of others.

Metroll Standing Seam Roofing & Cladding incorporates panels that lap each other which are then sealed with a specialised tool.

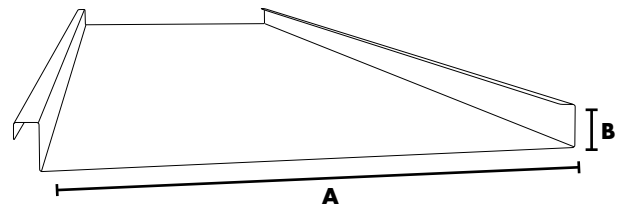
The versatility of this product offers a vast scope for application and design.



metroll architectural collection

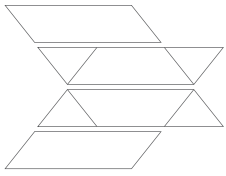
The Metroll Architectural Collection is a range of innovative and contemporary Roofing & Walling products. The many options for application provides limitless scope for design; and the quick and easy installation saves costs and time. The collection includes Metal Weatherboards, Interlocking Cladding, Standing Seam and Nailstrip Roofing & Cladding.

Width - A	230mm	330mm	430mm	530mm
Rib Height - B	25mm		38mm	
Length	Up to 6 metres			



Material Availability

0.55mm BMT COLORBOND® steel | COLORBOND® Ultra | COLORBOND® Metallic | ZINCALUME® steel.



metroll
architectural
collection

METROLL STANDING SEAM ROOFING & CLADDING

Installation

Standing Seam panels are lapped, fixed with steel clips and crimped securely together with a specialised tool.

Fixing

Roofing & Walling Installation Requirements:


Installation on 19mm structural plywood to AS2269 with breathable, waterproof membrane. Each panel is secured with concealed stainless steel clips placed at 300mm centres. Panels have a male and female rib, the female rib is held in place by a clip; the male rib is placed over the top of the female rib and crimped to create the standing seam.

Oil Canning is the looseness which can develop in the flat pan of cold formed metal products and which can affect the aesthetic of the finished installation. It is not a structural defect. Oil Canning is caused by many factors, various measures applied during product installation can mitigate the risks. Oil Canning can occur with any colour finish, but is generally more evident with darker colours. Metroll recommend designers take this into consideration.

Double Turn Up 25mm



Double Turn Up 38mm / 1½"



metroll.com.au

100 William Angliss Drive | Laverton, VIC. 3026 | P: 03 8369 8300
55 Wills Crescent | Moolap, VIC. 3224 | P: 03 5248 2006
50 - 56 Nissan Drive | Dandenong, South VIC. 3175 | P: 8710 9300
1 - 11 Bellevue Crescent | Preston, VIC. 3072 | P: 03 9480 3744
20 Wiltshire Lane | Ballarat, VIC. 3350 | P: 03 5335 6416
MAC_SS_0717

